

The Impact of Redistricting on the 2012 Congressional Elections




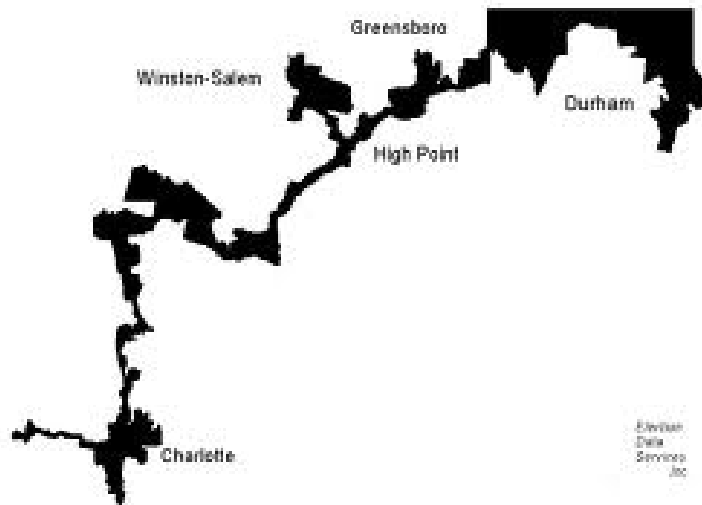
Peter W. Wielhouwer
Dept. of Political Science
Western Michigan University

The Dirksen Congressional Center
Congress in the Classroom 2011
July 26, 2011

Reapportionment and Redistricting Primer

► Basics

- Reapportionment
- Redistricting
- Malapportionment
- Gerrymandering



Redistricting Principles

- ▶ SCOTUS rulings:
 - 14th Amendment applies to legislative districting
 - State legislative districts must be equal (+/- .5%)
 - Congressional districts must be equal (+/- .05%)
 - Race can no longer be the primary criterion, but is still relevant
- ▶ Partisan voting patterns
- ▶ Geographically compact and contiguous; preserve political subdivisions
- ▶ Preserve Communities of Interest
- ▶ Preserve Cores of Prior Districts
- ▶ Protect Incumbents (“preserve continuity of representation”)

Reapportionment: Long-Term

▶ Long-term highest gaining states

	1940 seats	2010 seats	Change	% Seat Change
CA	23	53	+30	+130%
FL	6	27	+21	+350%
TX	21	36	+15	+71%
AZ	2	9	+7	+350%
WA	6	10	+4	+67%
GA	10	14	+4	+40%
NV	1	4	+3	+300%
CO	4	7	+3	+75%

US Bureau of the Census, 2011. "Change in Number of Seats in the U.S. House of Representatives, by Region: 1940 to 2010."

(<http://www.census.gov/population/apportionment/data/files/1940-2010%20seat%20change%20by%20state.pdf>)

Reapportionment: Long-Term

▶ Long-term losing states

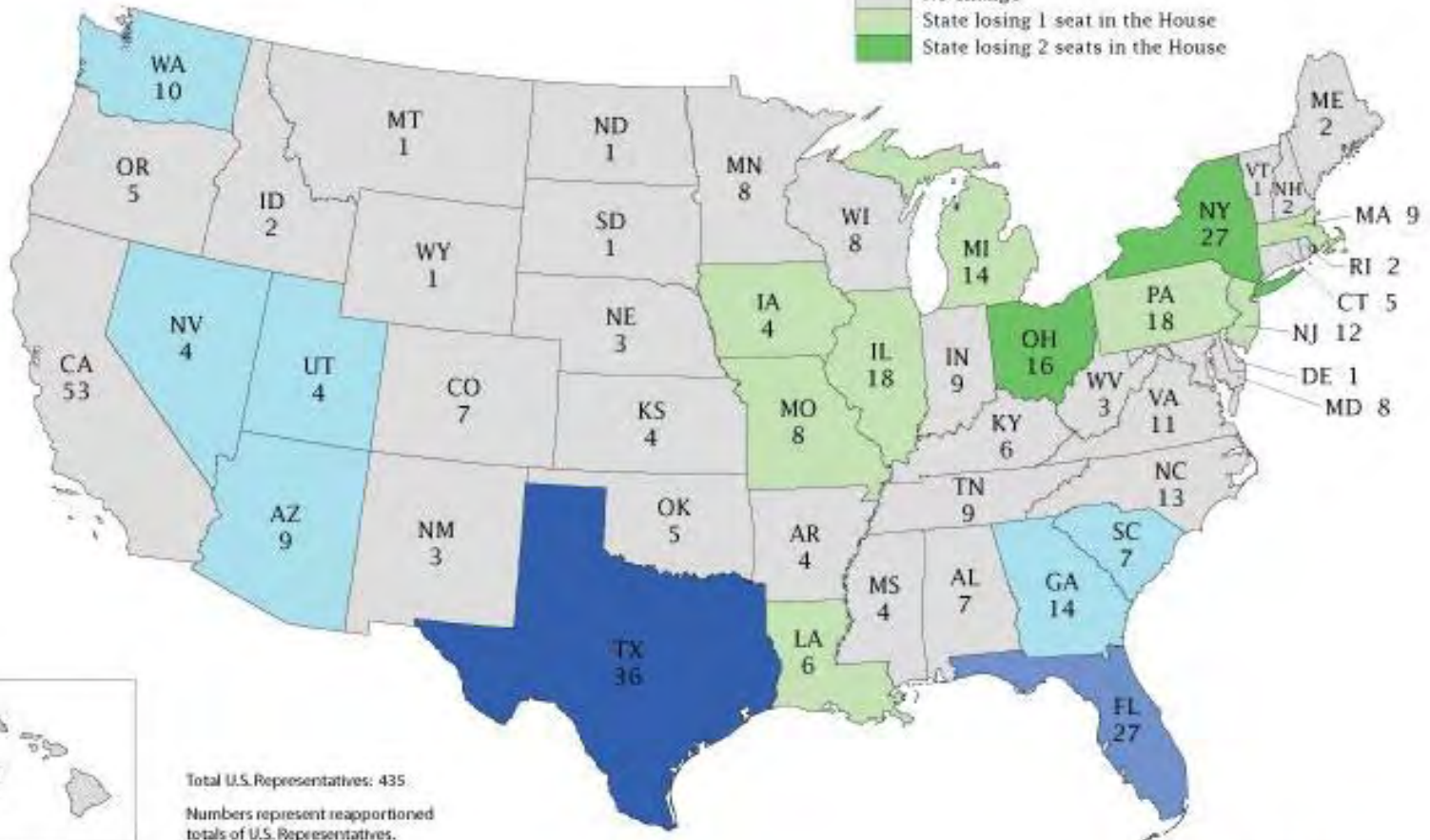
	1940 seats	2010 seats	Change	% Seat Change
NY	45	27	-18	-40%
PA	33	18	-15	-45%
IL	26	18	-8	-31%
OH	23	16	-7	-30%
MA	14	9	-5	-36%
MO	13	8	-5	-38%
IA	8	4	-4	-50%

Apportionment of the U.S. House of Representatives Based on the 2010 Census



Change from 2000 to 2010

- State gaining 4 seats in the House
- State gaining 2 seats in the House
- State gaining 1 seat in the House
- No change
- State losing 1 seat in the House
- State losing 2 seats in the House



Total U.S. Representatives: 435
Numbers represent reapportioned totals of U.S. Representatives.



National-level analysis

- ▶ Gaining seat states clearly advantage GOP seats.
- ▶ Losing seat states tend to disadvantage Dem seats


States losing seats Post-2010

	Process				Advantage?
NY -2	Leg.	Ltd DOJ		Gov (Veto)	Slight Dem
OH -2	Leg.		Commission	Gov (Veto)	Rep
MA -1	Leg.			Gov (Veto)	Dem
PA -1	Leg.		Commission	Gov (Veto)	Rep
NJ -1			Commission	No Gov Veto	Slight Dem
MI -1	Leg.	Ltd DOJ		Gov (Veto)	Rep
IL -1	Leg.		Commission (Backup)	Gov (Veto)	Dem
IA -1	Leg.		Advisory Commission	Gov (Veto)	Even
MO -1	Leg.		Commission	Gov (Veto)	Slight Rep
LA -1	Leg.	DOJ		Gov (Veto)	Slight Rep

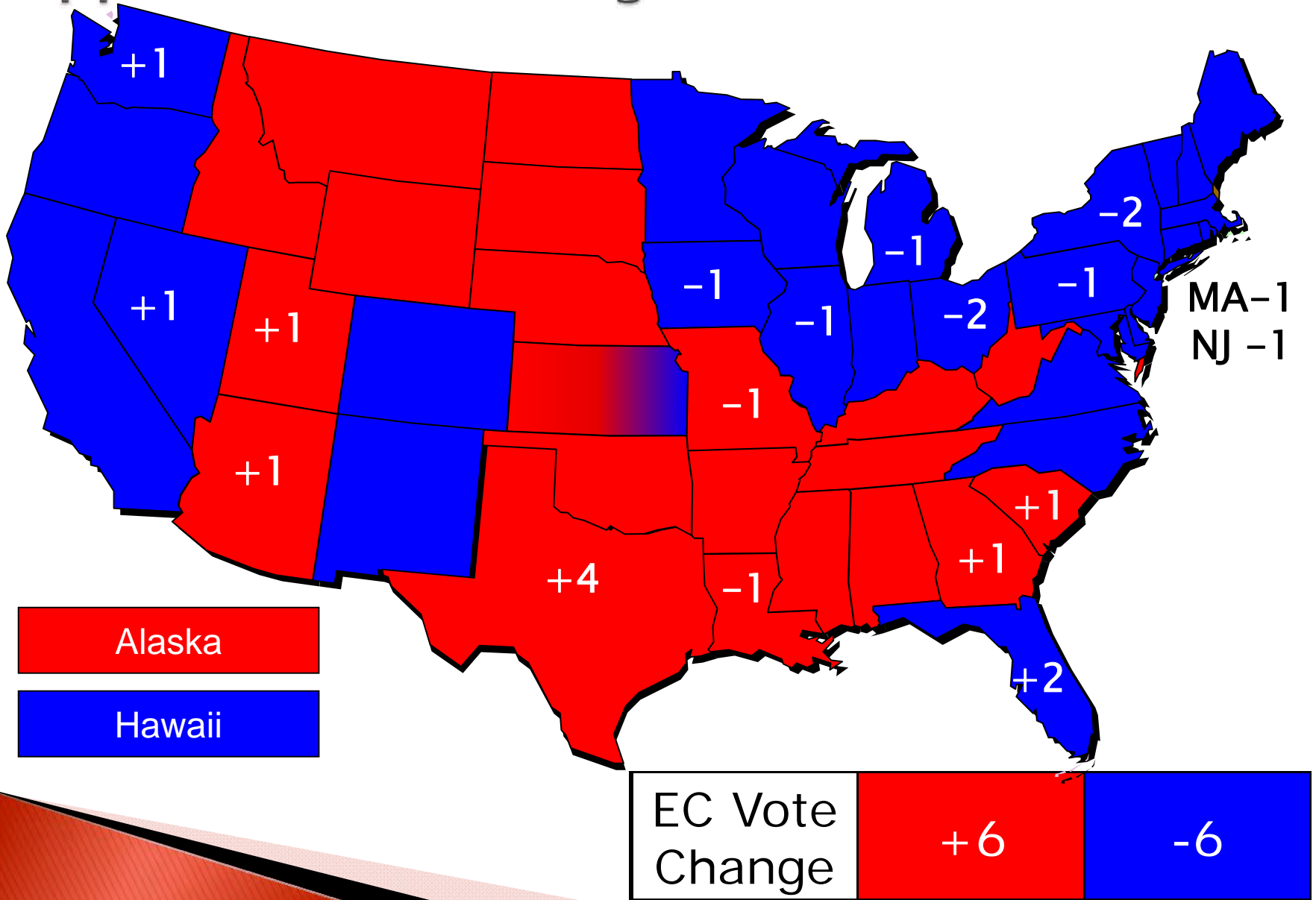
States gaining seats Post-2010

	Process				Advantage?
TX +4	Leg.	DOJ	Commission (Backup)	Gov (Veto)	Rep
FL +2	Leg.	Ltd DOJ		Gov (Veto)	Rep
GA +1	Leg.	DOJ		Gov (Veto)	Rep
SC +1	Leg.			Gov (Veto)	Rep
AZ +1		DOJ	Commission	No Gov Veto	Rep
UT +1	Leg.			Gov (Veto)	Rep
NV +1	Leg.			Gov (Veto)	Even
WA +1			Commission	No Gov Veto	Slight Dem

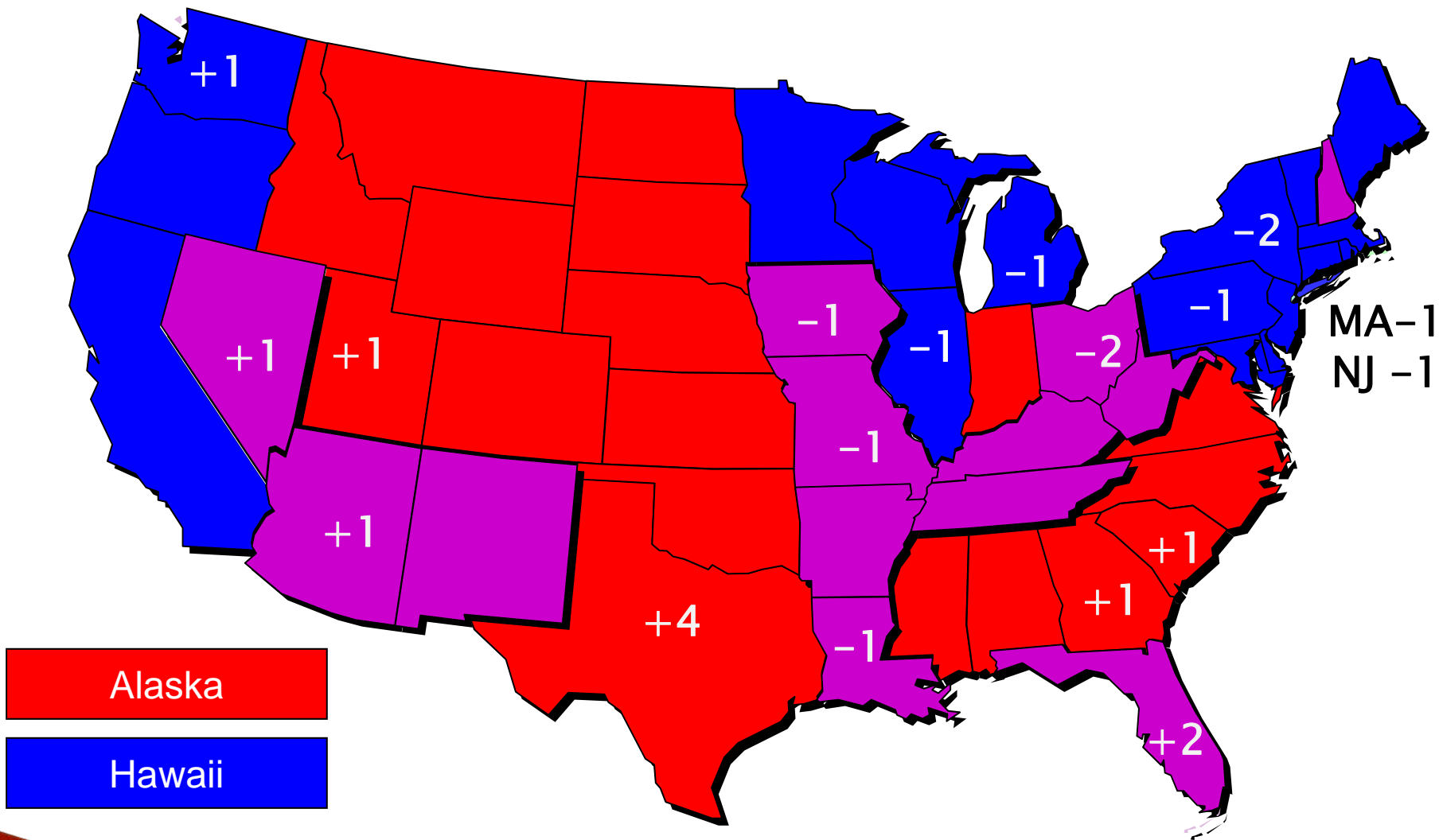
National-level analysis

- ▶ Gaining seat states clearly advantage GOP seats.
 - ▶ Losing seat states tend to disadvantage Dem seats
 - ▶ GOP legislatures (eg MI, OH, TX, WI) have passed plans making marginal GOP incumbents safer.
 - ▶ Dem legislatures have done the same thing for their incumbents (eg, CA, IL, WA)
 - ▶ “Packing” partisans away is tending to make neighboring seats safer in many states.
- 

2008 Presidential Election Results with 2010 reapportionment changes



States Won by Same Party in 1996, 2000, and 2004, with 2010 Reapportionment changes



Alaska
Hawaii

EC Vote Changes
+7
-6
-1

Great Web Resources

▶ General Redistricting Resources/Portals

- MN State Senate, 2010 State Redistricting Profiles (see full url in the notes screen)
- The Public Mapping Project
- www.publicmapping.org/
- Michael McDonald, United States Election Project
- Redistricting & Midwest Mapping Project Links:
<http://elections.gmu.edu/Redistricting.html>
- Brennan Center's *A Citizen's Guide to Redistricting*, 2010 Edition
- www.brennancenter.org/page/-/CGR%20Reprint%20Single%20Page.pdf

Great Web Resources

▶ US Census Bureau

- The Apportionment Machine video
- <http://2010.census.gov/mediacenter/census-data/census-apportionment-machine.php>
- 2010 Census Data Tools, with redistricting and reapportionment widgets
- <http://2010.census.gov/2010census/data/>

Great Web Resources

▶ Fun Stuff

- USC Annenberg Center: The Redistricting Game
- www.redistrictinggame.org
- Dave Bradlee's Redistricting App
- <http://gardow.com/davebradlee/redistricting/default.html>

Questions?

Peter Wielhouwer
peter.wielhouwer@wmich.edu